

# Profilo Mesh



La mano coglie la luce sfiorando un pavé di cristalli Swarovski® che rimanda all'arte orafa più preziosa.

The hand that lightly touches the Swarovski® crystals pavé captures the light and reminds us of the intricate work of the goldsmith.

made in Italy | patented design





Cromo lucido  
polished chrome  
CR




Cromo satinato  
satin chrome  
CS


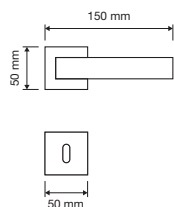


Oro zecchino  
gold plated  
OZ

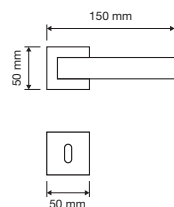
modelli / models



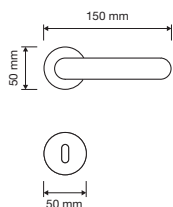
1041 RB 019



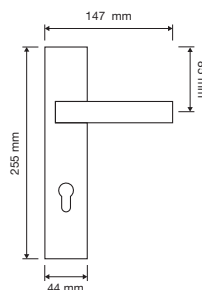
1041 RB 024



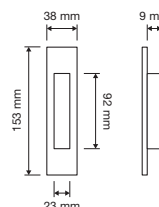
1041 RB 102



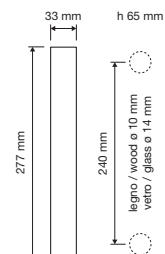
1041 PL



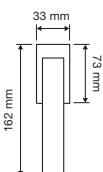
1043 PI



1041 MN 240



1041 SK



1041 CR

