

# Spirit Mesh



Linee raffinate e sinuose evocano le sensuali calle di Robert Mapplethorpe e disegnano una silhouette classica ma moderna, destinata a rimanere nel tempo.

Refined and sinuous lines evoke the sensual Calla lilies by Robert Mapplethorpe and produce a classical yet modern silhouette, destined to last over time.

made in Italy | patented design





cromo lucido  
polished chrome  
CR



cromo satinato  
satin chrome  
CS



oro zecchino  
gold plated  
OZ

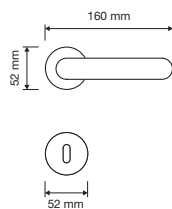


patiné  
patiné mat  
PM

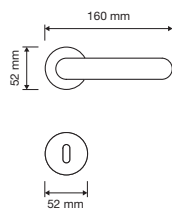
modelli / models



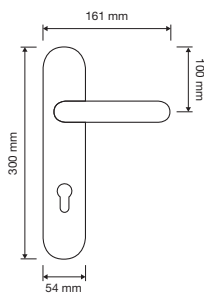
1451 RB 023



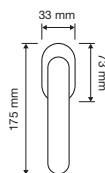
1451 RB 025



1453 PL



1451 SK



1451 MN 300

